





CORE Subjects	Lesson and Resources	Notes / Extension Task
ENGLISH	<p><u>Lesson 1</u> https://curriculum.unitedlearning.org.uk/Curriculum?r=140675</p> <p>Lesson 2 https://curriculum.unitedlearning.org.uk/Curriculum?r=140676</p> <p>Lesson 3 https://curriculum.unitedlearning.org.uk/Curriculum?r=140677</p> <p>Lesson 4 https://curriculum.unitedlearning.org.uk/Curriculum?r=140678</p> <p>Lesson 5 https://curriculum.unitedlearning.org.uk/Curriculum?r=140679</p> <p>Lesson 6 https://curriculum.unitedlearning.org.uk/Curriculum?r=140680</p> <p>Lesson 7 Inset day means only 6 lessons in this cycle</p>	<p>Sparx Reader homework also to be completed as per Arbour – Due every Thursday</p>

CORE Subjects	Lesson and Resources	Notes / Extension Task
MATHS	<u>Lesson 1</u> Multiplying integers Sparx: M187 Follow the links and answer the questions. Click the tick at the bottom to check your answers. Multiplying integers	Notes: Where relevant, find the Sparx Task by clicking on Independent Learning:  And then search for the relevant task in the Search bar:  Use the videos for support as you answer the questions. Extension Tasks: Complete all Compulsory, Target and XP Boost tasks at 100%
	<u>Lesson 2</u> Multiplying decimals Sparx: M803 Follow the links and answer all the question. Click the tick at the bottom to check your answers. Decimal multiplication	
	<u>Lesson 3</u> Division Sparx: M462 Follow this link and answer the questions 1 to 5. Click the tick at the bottom to check your answers. Division	
	<u>Lesson 4</u> Division Sparx: M354 Follow this link and answer the apply questions. Click the tick at the bottom to check your answers. Division	

CORE Subjects	Lesson and Resources	Notes / Extension Task
MATHS	<p><u>Lesson 5</u> Division with a remainder Sparx: M873 Follow this link and answer the Apply questions. Click the tick at the bottom to check your answers. Division with remainders</p>	<p><u>Notes:</u> Where relevant, find the Sparx Task by clicking on Independent Learning:</p> 
	<p><u>Lesson 6</u> Division with decimals Sparx: M262 Follow this link and answer question. Click the tick at the bottom to check your answers. Division with decimals</p>	<p>And then search for the relevant task in the Search bar:</p> 
	<p><u>Lesson 7</u> Decimal multiplication and division Follow the links and answer the questions. The answers are in the link below Decimal multiplication and division Answers</p>	<p><u>Extension Tasks:</u> Complete all Compulsory, Target and XP Boost tasks at 100%</p>

CORE Subjects	Lesson and Resources	Notes / Extension Task
SCIENCE	<p>Lesson 1: KS3> Cells, tissues and organs> Inhaled and exhaled air Curriculum - Curriculum</p> <p>Lesson 2: Review P1 and 2: Curriculum - Curriculum</p> <p>Lesson 3: Year 8>Atoms and the periodic table> Elements Curriculum - Curriculum</p> <p>Lesson 4: Atoms Curriculum - Curriculum</p> <p>Lesson 5: Development of the periodic table Curriculum - Curriculum</p>	<p>Sparx - How to Use</p> <p><u>Notes:</u></p> <p>Where relevant, find the Sparx Task by clicking on Independent Learning:</p> <div data-bbox="1384 496 1482 576"> <p>Independent Learning</p> </div> <p>And then search for the relevant task in the Search bar:</p> <div data-bbox="1377 671 1930 735"> <div> <p>Search for topics:</p> <input type="text" value="Enter topic name or code"/> </div> <div> <p>Your curriculum:</p> <input type="text" value="Key Stage 3"/> </div> </div>

Foundation Subject	Lesson and Resources	Notes / Extension Task
ART		
DRAMA	Create an information sheet explaining what Mime is and how to do it	
FRENCH	<p>Here are the topics that we are studying this half term:</p> <p>Greetings and introductions: Giving opinions Free time activities Describing your family Describing your pets</p> <p>Find these topics here on BBC Bitesize:</p> <p>KS3 French topics</p> <p>Practise the vocabulary from the French page in your Knowledge Organiser.</p>	<p>Notes:</p> <ol style="list-style-type: none"> 1. Watch the video on Bitesize and complete the activities. 2. Make a note of any new words in French and English. 3. Then go to ActiveLearn and complete the activities that your teacher has set you on Arbor. <p>Homework / Extension tasks:</p> <ol style="list-style-type: none"> 1. Write a short paragraph (50 words) about the topic. Use opinions and future tense. Revise writing it out from memory – ask someone at home to test you if possible! 2. Active Learn. Go to https://www.pearsonactivelearn.com/app/Home Your username is your Regis School email. Your password is Tr5Reset22 Complete set tasks.

Foundation Subject	Lesson and Resources	Notes / Extension Task
GEOGRAPHY	<p>Follow the links below to watch and complete the Oak National lessons. Ensure you are in a suitable environment to work where you can listen to the teacher recording of the lesson. You will pause and complete all activities and record your work on the worksheet uploaded or in a notebook or on paper.</p> <p>Only complete the amount of lessons you would have missed had you have been in school.</p> <p>Website: https://continuityoak.org.uk/Lessons</p> <p><u>Autumn Term 2/Spring Term 1: Development</u> Go to- Geography- Year 7- Unit 3- Development <i>Week beginning 17/11</i> L3- What is the human development index? L4- Where is the DRC and what is it like? <i>Week beginning 1/12</i> L5- What are the causes for uneven development (this equates to two lessons)</p>	<p>If you have finished all the tasks in the lesson and resources section and wish to continue some more geography work log on to Seneca using your school account.</p> <p>Search for KS3 Geography and work your way through the learning and quizzes for the topic you are currently learning.</p>
HISTORY	Work through Unit 3	<p>Before you begin, you will need a pen, paper and headphones if working in a shared area.</p> <p>Click on the link below: https://www.thenational.academy/pupils/programmes/history-secondary-year-7/units</p>

Foundation Subject	Lesson and Resources	Notes / Extension Task
MUSIC	Playing the melody: Ode to Joy https://thenational.academy/pupils/lessons/playing-the-melody-ode-to-joy?share=true	
RELIGIOUS STUDIES		Notes: 1. Open the link and complete the lesson by following the instructions for each task. Extension task: Create a ten question quiz about this topic.
		Notes: 1. Open the link and complete the lesson by following the instructions for each task. Extension task: Create a ten question quiz about this topic.
SPANISH	Here are the topics that we are studying this half term: Greetings and introductions: <ul style="list-style-type: none"> - Giving opinions - Free time activities - Describing your family - Describing your pets Find these topics here on BBC Bitesize: KS3 Spanish topics Practise the vocabulary from the Spanish page in your Knowledge Organiser.	Notes: <ol style="list-style-type: none"> 1. Watch the video on Bitesize and complete the activities. 2. Make a note of any new words in Spanish and English. 3. Then go to ActiveLearn and complete the work that your teacher has set you on Arbor. Homework / Extension tasks: <ol style="list-style-type: none"> 1. Write a short paragraph (50 words) about the topic. Use opinions and future tense. Revise writing it out from memory – ask someone at home to test you if possible! 2. Active Learn. Go to https://www.pearsonactivelearn.com/app/Home Your username is your Regis School email. Your password is Tr5Reset22 Complete set tasks.